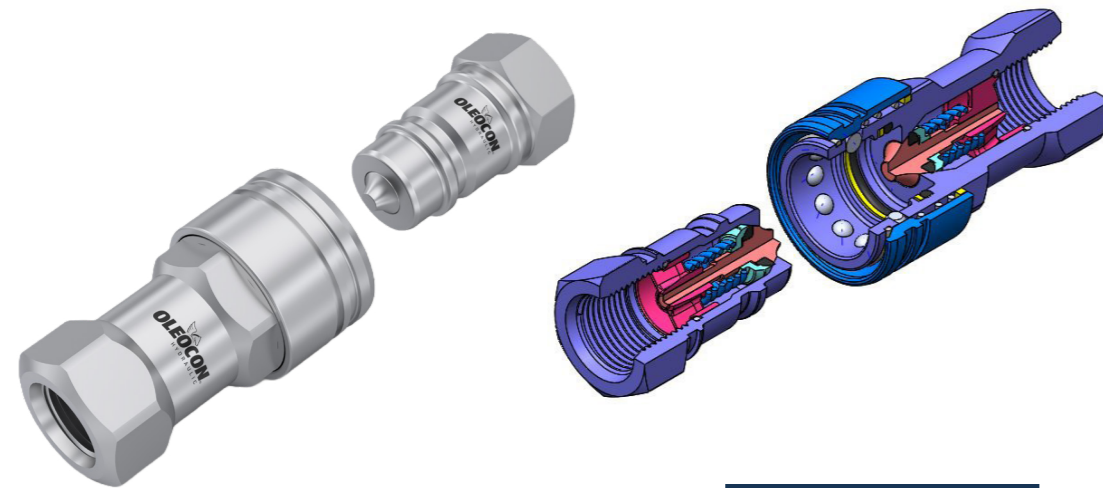


POPPET TYPE - QCA SERIES

UNF

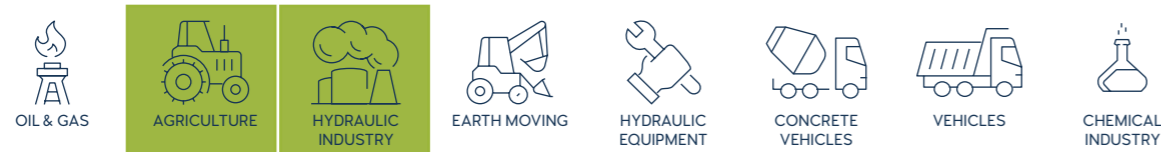


[CLICK HERE FOR 3D SECTION](#)

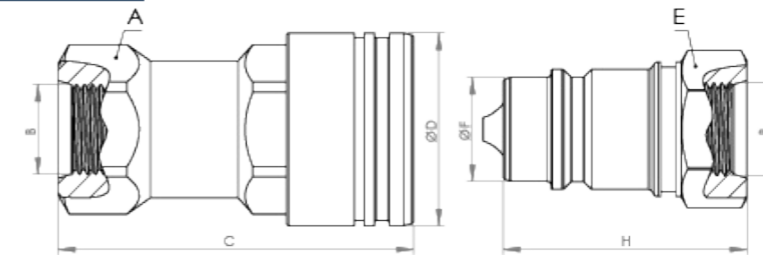
TECHNICAL FEATURES AND OPTIONS

Locking Mechanism Locking Ball System	Flow Rate Up to 7571 / min	Material Carbon Steel Stainless Steel Brass
Working Temperature -20 °C / +90 °C	Interchange ISO 7241-A	How to Connect Push
Operating Pressure Up to 250 Bar	Available Threads BSP - NPT - Metric - SAE	Under Residual Pressure Connction: not Allowed Disconnection: not Allowed
Body Sizes ISO 6.3 - 50	Sealing Description NBR - FKM	Valve Type Poppet

MAIN APPLICATIONS



TECHNICAL DRAWING



BODY SIZE	DESCRIPTION	COUPLING GENDER	Hex		THREAD SIZE(B)	DIAMETER		LENGTH		WEIGHT			
			mm	inch		mm	inch	mm	inch	kg	lbs		
6,3	QCA-6A-SAE4	FEMALE	A	-	7/16 UNF	D	-	-	C	-	-	-	-
	QCA-6B-SAE4	MALE	E	-	7/16 UNF	F	-	-	H	-	-	-	-
10	QCA-10A-SAE6	FEMALE	A	24	9/16 UNF	D	32	1.25	C	58	2.28	0.16	0.35
	QCA-10B-SAE6	MALE	E	22	9/16 UNF	F	17.23	0.67	H	40	1.57	0.06	0.13
12,5	QCA-12A-SAE8	FEMALE	A	30	3/4 UNF	D	38	1.49	C	69	2.71	0.27	0.59
	QCA-12B-SAE8	MALE	E	27	3/4 UNF	F	20.48	0.80	H	47	1.85	0.09	0.19
19	QCA-20A-SAE12	FEMALE	A	38	1 1/16 UN	D	46.1	1.81	C	83	3.26	0.49	1.07
	QCA-20B-SAE12	MALE	E	36	1 1/16 UN	F	29	1.14	H	56	2.20	0.21	0.46
25	QCA-25A-SAE16	FEMALE	A	46	1 5/16 UN	D	54	2.12	C	99.2	3.90	0.75	1.65
	QCA-25B-SAE16	MALE	E	41	1 5/16 UN	F	34.21	1.34	H	66	2.59	0.31	0.68
31,5	QCA-31A-SAE20	FEMALE	A	55	1 5/8 UN	D	68	2.67	C	117.2	4.61	1.31	2.88
	QCA-31B-SAE20	MALE	E	50	1 5/8 UN	F	44.9	1.74	H	75	2.95	0.51	1.12
40	QCAA-40A-SAE24	FEMALE	A	70	1 7/8 UN	D	83	3.26	C	134.2	5.28	2.66	5.85
	QCA-40B-SAE24	MALE	E	60	1 7/8 UN	F	54.93	2.16	H	84	3.30	0.96	2.11
50	QCA-50A-SAE32	FEMALE	A	80	2 1/2 UN	D	99	3.89	C	160.2	6.30	3.89	8.55
	QCA-50B-SAE32	MALE	E	75	2 1/2 UN	F	65	2.55	H	97	3.81	1.48	3.25

ISO 11926-1

BODY SIZE	WORKING PRESSURE						BURST PRESSURE					
	COUPLE		FEMALE		MALE		COUPLE		FEMALE		MALE	
	MPa	PSI	MPa	PSI	MPa	PSI	MPa	PSI	MPa	PSI	MPa	PSI
6	31.5	4567	31.5	4567	31.5	4567	126	18270	126	18270	126	18270
10	31.5	4567	31.5	4567	31.5	4567	126	18270	126	18270	126	18270
12,5	25	3625	25	3625	25	3625	100	14500	100	14500	100	14500
19	25	3625	25	3625	25	3625	100	14500	100	14500	100	14500
25	20	2900	20	2900	20	2900	80	11600	80	11600	80	11600
31,5	20	2900	20	2900	20	2900	80	11600	80	11600	80	11600
40	16	2320	16	2320	16	2320	64	9280	64	9280	64	9280
50	10	1450	10	1450	10	1450	40	5800	40	5800	40	5800

INFORMATION

- Do not connect or disconnect under residual pressure.
- Top quality elastomer seals provide maximum sealing.
- The external sealing ring ensures a solid connection and prevents disconnection due to vibration.
- The design prevents pressure drops and turbulences.
- Durable, safe, compact and easy to use design.
- Please clean the mating surfaces thoroughly before connecting, in order to prevent contaminants to enter into the system.
- Please make sure that the male and female parts are aligned properly to achieve full connection.

WARNING

- Connection and disconnection under dynamic pressure is not allowed.
- Connection and disconnection is not allowed when the temperature of the circulating fluid is above 80°C / 176°F.
- Make sure the system pressure is below the maximum working pressure.
- Please ensure that the OLEOCON product you have chosen is compatible with the temperature, material and pressure requirements of your system.
- Please contact OLEOCON technical support for any further questions.