


POPET SCREW - QC - STC SERIES



TECHNICAL FEATURES AND OPTIONS

3D SECTION

	Locking Mechanism Screw to Connect		Flow Rate Up to 189 l / min		Material Carbon Steel Stainless Steel
	Working Temperature -20 °C / +90 °C		Interchange ISO 14541		Connection System Screw
	Operating Pressure Up to 350 Bar		Available Threads BSP - NPT - Metric - SAE		Connection Under Pressure Can be Removable Under Residual Pressure
	Available Sizes From 1/4" to 1"		Sealing Description NBR - FKM		Valving Style Popet

MAIN APPLICATIONS



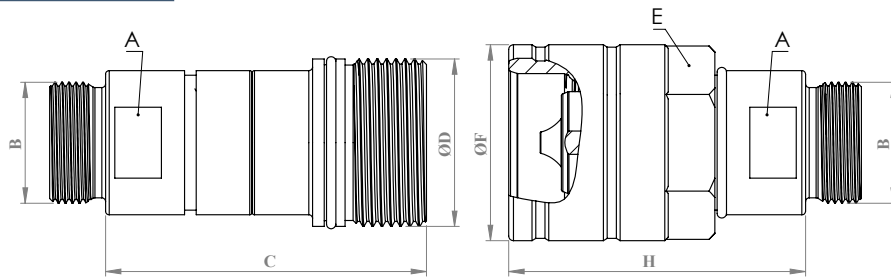
WARNING

- Connection or disconnection during flow and under dynamic pressure is not allowed.
- Connection or Disconnection is not allowed when the internal circuit temperature is higher than 80°C / 176°F
- Usage over the maximum working pressures is not allowed.
- Please ensure that the OLEOCON product series you have chosen is compatible with the temperature , material and pressure requirements of your system.
- Please contact with OLEOCON technical support for any further questions.

INFORMATION

- Connection or disconnection of the counterparts under residual pressure (max.100 bar) are allowed.
- Top quality sealing rings provides high level of protection.
- The designs are developed to prevent pressure drops and turbulences.
- External o-ring ensures the correct connection of the counterparts and prevents disconnection of the counterparts due to vibration.
- Durable and simple to use design.
- Please ensure the cleanliness of all connection surfaces to avoid dirt or dust accumulation in the circuit.
- Please ensure the alignment and full connection of male and female parts.

TECHNICAL DRAWING




BODY SIZE	DESCRIPTION	COUPLING GENDER	THREAD TYPE	Hex		THREAD SIZE(B)	DIAMETER		LENGTH		WEIGHT				
							mm	inch	mm	inch	mm	inch	kg	lbs	
6,3	QC-STC-6A-MG14	FEMALE	BSP	A	17	0,66	1/4"	D	M24*2	-	C	61,7	2,42	0,23	0,506
	QC-STC-6B-MG14	MALE	BSP	E	30	1,18	1/4"	F	34	-	H	59	2,32	0,15	0,33
10	QC-STC-10A-MG38	FEMALE	BSP	A	22	0,86	3/8"	D	M28*2	-	C	62,9	2,47	0,23	0,506
	QC-STC-10B-MG38	MALE	BSP	E	30	1,18	3/8"	F	34	-	H	60,5	2,38	0,2	0,44
12,5	QC-STC-12A-MG12	FEMALE	BSP	A	27	1,06	1/2"	D	M36*2	-	C	69	2,71	0,36	0,792
	QC-STC-12B-MG12	MALE	BSP	E	36	1,41	1/2"	F	42,1	-	H	63,8	2,51	0,35	0,77
19	QC-STC-20A-MG34	FEMALE	BSP	A	32	1,25	3/4"	D	M42*2	-	C	85,5	3,36	0,55	1,21
	QC-STC-20B-MG34	MALE	BSP	E	41	1,61	3/4"	F	48,5	-	H	76	2,99	0,53	1,166
25	QC-STC-25A-MG1	FEMALE	BSP	A	41	1,61	1"	D	M48*3	-	C	97,5	3,83	0,78	1,716
	QC-STC-25B-MG1	MALE	BSP	E	50	1,96	1"	F	54,5	-	H	82	3,22	0,81	1,782

ISO-8434-6

BODY SIZE	WORKING PRESSURE						BURST PRESSURE					
	COUPLE		FEMALE		MALE		COUPLE		FEMALE		MALE	
	MPa	PSI	MPa	PSI	MPa	PSI	MPa	PSI	MPa	PSI	MPa	PSI
6	35	5075	35	5075	35	5075	140	20300	140	20300	140	20300
10	30	4350	30	4350	30	4350	120	17400	120	17400	120	17400
12,5	30	4350	30	4350	30	4350	120	17400	120	17400	120	17400
19	25	3625	25	3625	25	3625	100	14500	100	14500	100	14500
25	20	2900	20	2900	20	2900	80	11600	80	11600	80	11600

POPET SCREW - QC - STC SERIES



TECHNICAL FEATURES AND OPTIONS

3D SECTION

	Locking Mechanism Screw to Connect		Flow Rate Up to 189 l / min		Material Carbon Steel Stainless Steel
	Working Temperature -20 °C / +90 °C		Interchange ISO 14541		Connection System Screw
	Operating Pressure Up to 350 Bar		Available Threads BSP - NPT - Metric - SAE		Connection Under Pressure Can be Removable Under Residual Pressure
	Available Sizes From 1/4" to 1"		Sealing Description NBR - FKM		Valving Style Popet

MAIN APPLICATIONS



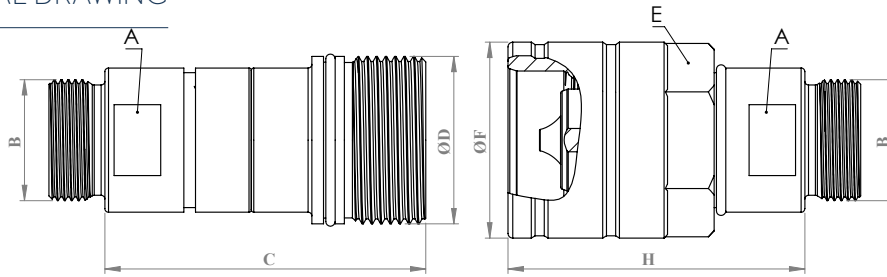
WARNING

- Connection or disconnection during flow and under dynamic pressure is not allowed.
- Connection or Disconnection is not allowed when the internal circuit temperature is higher than 80°C / 176°F
- Usage over the maximum working pressures is not allowed.
- Please ensure that the OLEOCON product series you have chosen is compatible with the temperature , material and pressure requirements of your system.
- Please contact with OLEOCON technical support for any further questions.

INFORMATION

- Connection or disconnection of the counterparts under residual pressure (max.100 bar) are allowed.
- Top quality sealing rings provides high level of protection.
- The designs are developed to prevent pressure drops and turbulences.
- External o-ring ensures the correct connection of the counterparts and prevents disconnection of the counterparts due to vibration.
- Durable and simple to use design.
- Please ensure the cleanliness of all connection surfaces to avoid dirt or dust accumulation in the circuit.
- Please ensure the alignment and full connection of male and female parts.

TECHNICAL DRAWING



BODY SIZE	DESCRIPTION	COUPLING GENDER	THREAD TYPE	Hex			THREAD SIZE(B)	DIAMETER			LENGTH		WEIGHT		
					mm	inch			mm	inch		mm	inch	kg	lbs
6,3	QC-STC-6A-M6L	FEMALE	BSP	A	17	0,66	M12*1,5	D	M24*2	-	C	61,7	2,42	0,24	0,528
	QC-STC-6B-M6L	MALE	BSP	E	30	1,18	M12*1,5	F	34	-	H	59	2,32	0,15	0,33
10	QC-STC-10A-M8L	FEMALE	BSP	A	22	0,86	M14*1,5	D	M28*2	-	C	62,9	2,47	0,22	0,484
	QC-STC-10B-M8L	MALE	BSP	E	30	1,18	M14*1,5	F	34	-	H	60,5	2,38	0,2	0,44
	QC-STC-10A-M10L	FEMALE	BSP	A	22	0,86	M16*1,5	D	M28*2	-	C	62,9	2,47	0,23	0,506
	QC-STC-10B-M10L	MALE	BSP	E	30	1,18	M16*1,5	F	34	-	H	60,5	2,38	0,21	0,462
	QC-STC-10A-M12L	FEMALE	BSP	A	22	0,86	M18*1,5	D	M28*2	-	C	62,9	2,47	0,22	0,484
	QC-STC-10B-M12L	MALE	BSP	E	30	1,18	M18*1,5	F	34	-	H	60,5	2,38	0,2	0,44
12,5	QC-STC-12A-M12L	FEMALE	BSP	A	27	1,06	M18*1,5	D	M36*2	-	C	69	2,71	0,35	0,77
	QC-STC-12B-M12L	MALE	BSP	E	36	1,41	M18*1,5	F	42,1	-	H	63,8	2,51	0,33	0,726
	QC-STC-12A-M15L	FEMALE	BSP	A	27	1,06	M22*1,5	D	M36*2	-	C	69	2,71	0,35	0,77
	QC-STC-12B-M15L	MALE	BSP	E	36	1,41	M22*1,5	F	42,1	-	H	63,8	2,51	0,34	0,748
	QC-STC-12A-M18L	FEMALE	BSP	A	27	1,06	M26*1,5	D	M36*2	-	C	69	2,71	0,35	0,77
	QC-STC-12B-M18L	MALE	BSP	E	36	1,41	M26*1,5	F	42,1	-	H	63,8	2,51	0,34	0,748
19	QC-STC-20A-M15L	FEMALE	BSP	A	32	1,25	M22*1,5	D	M42*2	-	C	85,5	3,36	0,54	1,188
	QC-STC-20B-M15L	MALE	BSP	E	41	1,61	M22*1,5	F	48,5	-	H	76	2,99	0,52	1,144
	QC-STC-20A-M18L	FEMALE	BSP	A	32	1,25	M26*1,5	D	M42*2	-	C	85,5	3,36	0,55	1,21
	QC-STC-20B-M18L	MALE	BSP	E	41	1,61	M26*1,5	F	48,5	-	H	76	2,99	0,53	1,166
	QC-STC-20A-M22L	FEMALE	BSP	A	32	1,25	M30*2	D	M42*2	-	C	85,5	3,36	0,54	1,188
	QC-STC-20B-M22L	MALE	BSP	E	41	1,61	M30*2	F	48,5	-	H	76	2,99	0,52	1,144
25	QC-STC-25A-M18L	FEMALE	BSP	A	41	1,61	M26*1,5	D	M48*3	-	C	97,5	3,83	0,78	1,716
	QC-STC-25B-M18L	MALE	BSP	E	50	1,96	M26*1,5	F	54,5	-	H	82	3,22	0,81	1,782
	QC-STC-25A-M22L	FEMALE	BSP	A	41	1,61	M30*2	D	M48*3	-	C	97,5	3,83	0,78	1,716
	QC-STC-25B-M22L	MALE	BSP	E	50	1,96	M30*2	F	54,5	-	H	82	3,22	0,805	1,771
	QC-STC-25A-M28L	FEMALE	BSP	A	41	1,61	M36*2	D	M48*3	-	C	97,5	3,83	0,76	1,672
	QC-STC-25B-M28L	MALE	BSP	E	50	1,96	M36*2	F	54,5	-	H	82	3,22	0,79	1,738

ISO-8434-1

BODY SIZE	WORKING PRESSURE						BURST PRESSURE					
	COUPLE		FEMALE		MALE		COUPLE		FEMALE		MALE	
	MPa	PSI	MPa	PSI	MPa	PSI	MPa	PSI	MPa	PSI	MPa	PSI
6	35	5075	35	5075	35	5075	140	20300	140	20300	140	20300
10	30	4350	30	4350	30	4350	120	17400	120	17400	120	17400
12,5	30	4350	30	4350	30	4350	120	17400	120	17400	120	17400
19	25	3625	25	3625	25	3625	100	14500	100	14500	100	14500
25	20	2900	20	2900	20	2900	80	11600	80	11600	80	11600